



The St John (Ceremonial)
Regulations
of
The Most Venerable Order
of the Hospital of
St John of Jerusalem
(2022)

CONTENTS

PART ONE – INTRODUCTORY	4
1 Short title.....	4
2 Authority	4
3 Commencement	4
4 Interpretation.....	4
PART TWO – ACCOLADES, INVESTITURES AND INSTALLATIONS	8
5 Construction	8
6 The Accolade of the Order.....	8
7 Investiture	11
8 Categories of Investiture	11
9 Order Investiture	11
10 Priory Investiture	12
11 Local Investiture	13
12 Informal presentation of insignia	13
13 Inductions.....	14
14 Attendance at Investitures.....	14
15 Installations	15
16 Authority to invest and to bestow the Accolade of the Order: the principles.....	16
17 Standing mandates to invest.....	17
18 Specific mandates to invest.....	17
19 Authority to invest and bestow the accolade of the Order: Investing Officers.....	18
PART THREE – ARMORIAL BEARINGS AND DIPLOMAS	19
20 Armorial Bearings.....	19
21 Diplomas	19
PART FOUR – ARMS, BADGE, FLAGS AND GREAT BANNER OF THE ORDER	20
22 Arms.....	20
23 Badge of the Order.....	20
24 Great Banner of the Order.....	22
25 Great Banner and other flags at half-mast	23
26 Precedence of flags within the Order is as follows:.....	24
27 Other procedures relating to flags.....	25
28 Banners of the Sovereign Head, Grand Prior and of the Lord Prior.....	25
29 Personal Banners.....	26
PART FIVE – INSIGNIA AND BADGES	26
30 Interpretation.....	26
31 The Insignia of the Order	27
32 Authorisation.....	28
33 Timing of wearing of Insignia	29
34 Specifications of the Badge.....	29
35 Badge suspended.....	30
36 Ribbon worn without Badge (undress ribbon).....	31

37	Wearing the Badge.....	31
38	Wearing the Star	36
39	Miniatures	37
40	Lapel Badges.....	38
41	Wearing of Insignia.....	39
42	Esquires.....	40
43	Rosettes	41
44	Life Saving Medals	41
45	Transitional Provision.....	42
46	Badges of the Sovereign Head, the Grand Prior, the Lord Prior and other Great Officers	42
47	Badges of Office	44
48	Occasions of wear of Badges of Office	45
	PART SIX - OWNERSHIP AND PROTECTION OF INSIGNIA.....	46
49	Interpretation.....	46
50	Ownership of intellectual property rights	46
51	Authorised Suppliers.....	47
52	Ownership of Protected Marks	47
53	Unauthorised manufacture or sale.....	47
	PART SEVEN - ROBES	47
54	Robes of the Order	47
55	Mantle	48
56	Secretary-General, Priory and Commandery Secretaries	49
57	Sopra-vest	50
58	Head-dress.....	50
59	Ministers of Religion: dress when officiating.....	50
60	The Cope of Reconciliation	51
	PART EIGHT – PRIORY AND COMMANDERY ESQUIRES.....	52
61	Power to appoint Priory Esquires and Commandery Esquires	52
62	Nature of office and duties of Priory Esquires and Commandery Esquires	52
63	Priory Esquires: duration of Appointment	52
64	Commandery Esquires: duration of appointment	53
65	Robes.....	53
66	Formal presentation of Priory Esquires and Commandery Esquires	53
67	Priory and Commandery ceremonial staff	54
	PART NINE – INTERPRETATION AND SAVING	54
68	Interpretation.....	54
69	Revocation of certain Grand Council Instructions.....	54
70	Saving	54

THE ST JOHN (CEREMONIAL) REGULATIONS 2022

These Regulations are The St John (Ceremonial) Regulations 2022.

THE ORDER OF ST JOHN
THE ST JOHN (CEREMONIAL) REGULATIONS 2022

PART ONE – INTRODUCTORY

1 Short title

These Regulations may be cited as “The St John (Ceremonial) Regulations 2022”.

2 Authority

These Regulations are made by the Grand Prior pursuant to the Statutes.

3 Commencement

These Regulations will come into force on 1 January 2022.

4 Interpretation

(1) In these Regulations, unless the context otherwise requires:

“**Accolade of the Order**” means the accolade of the Order of St John;

“**Accolade of the Realm**” means the accolade of any Realm of which the accolade may be conferred;

“**Appointing Commandery**” means, in relation to a Commandery Esquire, the Commandery by whom that Commandery Esquire is appointed;

“**Appointing Priory**” means, in relation to a Priory Esquire, the Priory by whom that Priory Esquire is appointed;

“**Arms**” or “**Arms of the Order**” means the arms of the Order, as specified in Statute 57;

“**Armorial Bearings**” means the armorial bearings of the Order, as specified in Statute 62;

“**Authorised Insignia**” means the insignia of an Order having Authorised Insignia;

“**Badge**” or “**Badge of the Order**” means the badge of the Order, as specified in Statute 58;

“**Badge of Office**” means a badge instituted by an Establishment and denoting the office in the Establishment which is held by the badgeholder and includes a chain of office;

“**Bailiff Grand Cross**” and “**Bailiff Grand Cross of the Order**” mean a male person admitted in or promoted to Grade I in the Order;

“**Central Order Roll**” has the meaning given to that expression in the MHA Regulations;

“**Commandery Esquire**” means a person appointed as such pursuant to Regulation 61;

“**Commencement Date**” means the date referred to in Regulation 3;

“**Dame**” and “**Dame of the Order**” mean a female person admitted in or promoted to Grade II in the Order

“**Dame Grand Cross**” and “**Dame Grand Cross of the Order**” mean a female person admitted in or promoted to Grade I in the Order;

“**Establishment**” includes St John of Jerusalem Eye Hospital;

“**Establishment Territory**” means, in relation to an Establishment, the territory for which that Establishment was constituted;

“**Her Majesty’s Representatives**” means Governors–General, Governors of States, Governors of British Overseas Territories and Lieutenant Governors of Provinces and Crown Dependencies, Lord-Lieutenants of counties of the United Kingdom and of the cities of Edinburgh, Glasgow, Aberdeen and Dundee and, in relation to Canada, includes Commissioners of Territories;

“**Informal Order Investiture**” has the meaning given to that expression in Regulation 9(2);

“**Insignia**” or “**Insignia of the Order**” has the meaning given to that expression in Regulation 31;

“**Investing Officer**” means a person authorised by or pursuant to these Regulations who is conducting an Investiture;

“**Investiture**” has the meaning given to that expression in Regulation 7;

“**Installation**” means the act of placing a person in a new position of authority with a ceremony;

“**Knight**” and “**Knight of the Order**” mean a male person admitted in or promoted to Grade II in the Order;

“**Knighthood of the Realm**” means a knighthood of any Realm;

“**Life Saving Medal**” has the meaning given to that expression in the MHA Regulations;

“**Local Investiture**” means an Investiture of the kind referred to in Regulation 11;

“**Mantle**” means the mantle of the Order, described in Regulation 55;

“**MHA Regulations**” means The St John (Membership, Honours and Awards) Regulations 2020;

“**Official Uniform**” means, in relation to an Establishment Territory, the uniform of one of the armed forces of that Establishment Territory or the uniform of one of the State Emergency Services or police in that Establishment Territory;

“**Order having Authorised Insignia**” has the meaning given to that expression in the MHA Regulations;

“**Order Investiture**” means an Investiture of the kind referred to in Regulation 9;

“**Order of Malta**” means the Sovereign Military Hospitaller Order of St John of Jerusalem of Rhodes and Malta;

“**Order *Pro Merito Melitensi***” means the order of that name headed by the Grand Master of the Order of Malta;

“**Postulant**” means a person who has been admitted to or promoted in the Order at any grade but who has not yet been invested with the insignia of his or her Grade at an Investiture and in Regulation 12 includes a person who is to be informally presented with his or her insignia;

“**Priory Esquire**” means a person appointed as such pursuant to Regulation 61;

“**Priory Investiture**” means an Investiture of the kind referred to in Regulation 10;

“**Priory Roll**” means, in relation to a Priory, the roll of Members of the Order who are, in accordance with Regulation 36(6) of the MHA Regulations, to be borne on the roll of that Priory;

“**Protected Marks**” means:

- (a) the Insignia of the Order;
- (b) the Service Medal of the Order;
- (c) the Sovereign’s Medal of Merit of the Order; and
- (d) the Life Saving Medal of the Order.

“**Realm**” means any realm of which Her Majesty Queen Elizabeth II and her heirs and successors is sovereign;

“**Robes**” means the robes of the Order described in Part Seven;

“**Seal**” or “**Seal of the Order**” means the seal of the Order, as specified in Statute 60;

“**Service Medal**” has the meaning given to that expression in the MHA Regulations;

“**Sign Manual**” means the signature of the Sovereign Head on a document.

“**Sopra-vest**” means the sopra-vest of the Order, described in Regulation 57;

“**Sovereign’s Medal of Merit**” has the meaning given to that expression in the MHA Regulations;

“**Special Order Investiture**” has the meaning given to that expression in Regulation 9(2);

“**Specified Orders**” means the United Kingdom State Orders (including Royal Victorian Order) and the State Orders of any Commonwealth member state;

“**St John Uniform**” means the uniform of an Establishment or an organisation of an Establishment;

“**Statutes**” means the St John Statues effective from 12 December 2018;

“**Triennium**” means the period from St John’s Day 1999 to St John’s Day 2002, and each subsequent period of three years ending at the end of St John’s Day in the third year of such period;

“**Service Medal in Gold**” has the meaning given to that expression in the MHA Regulations; and

“**Vice-Regal Priory**” means the Priory of Canada, the Priory in Australia, the Priory in New Zealand and any other Priory designated as such by the Grand Prior.

- (2) A reference to a “**Chaplain**” is a reference to:
 - (a) a clerical Member in Grade I or Grade II of the Order; or
 - (b) a clerical Member who was appointed to be a chaplain in Grade III of the Order prior to 1 January 2004 and who in accordance with Statute 44(2)(a) continues to be entitled to style himself or herself “Chaplain”.
- (3) Unless the contrary intention appears, terms defined in the Statutes have the same meanings when used in these Regulations.
- (4) Unless the context otherwise requires, a reference to “**these Regulations**” is a reference to the St John (Ceremonial) Regulations 2022.

- (5) Statutes 2(2), (3), (4), (5), (6) and (7) shall be deemed to be set out in full in these Regulations, but as if references in those Statutes to “Statutes” were references to these Regulations.

PART TWO – ACCOLADES, INVESTITURES AND INSTALLATIONS

5 Construction

In this Part Two:

- (a) in relation to a Vice-Regal Priory, references to the Prior of that Priory include the Chancellor of that Priory; and
- (b) references to persons borne on the Central Order Roll or on the Roll of a Priory include persons who will so be borne following an Investiture.

6 The Accolade of the Order

(1) Policy

As the Order is an Order dependent on the Crown in right of the United Kingdom, the principles and practice with regard to the bestowal of the Accolade (a touch on a person’s shoulders with a sword when knighting) of the Order follow those which apply in relation to the Specified Orders except where the Grand Council considers that there is an overwhelming reason in the interests of the Order to depart from them.

(2) Significance

The bestowal of the Accolade of the Order upon a new Members of the Order who are directly admitted in Grade I or who are admitted in or promoted to Grade II is a counterpart to the bestowal of the Accolade of the Realm upon new Knights of the Realm. It is the outward and visible sign of the approbation and the estimation in which the person upon whom it is bestowed is held and a public recognition of his or her appointment.

(3) Eligibility

The Accolade of the Order may be conferred on Members of the Order who are directly admitted in Grade I or who are admitted in or promoted to Grade II. The custom and practice of bestowing the Accolade is that the custom and practice of the Establishment Territory where the ceremony is taking place will be followed.

(4) Accolades of the Realm

- (a) The Accolade of the Order may be bestowed on any person who has previously received the Accolade of the Realm.

- (b) A person upon whom has been bestowed the Accolade of the Order is not precluded from subsequently receiving the Accolade of the Realm.

(5) Distinctions between Specified Orders and the Order

- (a) The Accolade of the Realm is bestowed by dubbing a sword on each shoulder of the postulant. The Accolade of the Order is bestowed by three touches of the sword on the left shoulder of the Postulant.
- (b) The bestowal of the Accolade of the Order is the act by which a Knighthood of the Order is affirmed but not conferred.
- (c) The bestowal of the Accolade of the Realm or appointment to a Specified Order is an act which has substantive effect throughout the Realm. The bestowal of the Accolade of the Order is an act which has effect throughout the Order.
- (d) There is no entitlement in relation to the Accolade of the Order for a male person who is directly admitted in Grade I or who is admitted in or Promoted to Grade II to use the title “Sir” or a female person so appointed to use the title “Dame”.

(6) Order and Priory Swords

- (a) The Priory Sword of any Priory is symbolically the ‘Order Sword’ when used by The Sovereign Head, Grand Prior or a Great Officer. For example, if the Grand Prior attends a ceremony in any Priory, that Priory’s Priory Sword becomes the ‘Order Sword’ for the purposes of the occasion and is carried before the Grand Prior.
- (b) If it is not practicable to arrange transportation of a Priory Sword to a territory where a ceremony to bestow the Accolade of the Order is taking place, then a ceremonial sword may be used.
- (c) Where a Sword is used it should be carried sheathed and only removed from the relevant scabbard for the purpose of bestowing the Accolade of the Order.



Illustration 1 The Sword and Scabbard (both sides) of The Priory of England

(7)

Clergy

- (a) Subject to the provisions of sub-paragraph (7)(b), the Accolade of the Order is not to be bestowed on any Clerk in Holy Orders:
 - (i) who is a member of the Church of England; or
 - (ii) who is a member of another church which is a full member of the Anglican Communion; or
 - (iii) who for any other reason (apart from nationality) would not receive the Accolade of the Realm of the United Kingdom.
- (b) The custom and practice of bestowing the Accolade of the Order on a Clerk in Holy Orders is that the custom and practice of the Establishment Territory where the ceremony is taking place will be followed.
- (c) At the Investiture of a Clerk in Holy Orders who is admitted in or promoted to Grade I or Grade II in the Order but upon whom the Accolade of the Order is not bestowed, the Investing Officer shall place his right hand on the left shoulder of the Postulant.

7 Investiture

- (1) An Investiture is a ceremony at which one or more Postulants receives the insignia of his or her Grade and, in the case of Postulants in Grades I and II, is invested with the robes of the Order.
- (2) A person is admitted to or promoted in the Order by sanction of the Sovereign Head, or a Governor-General or other Head of State in accordance with the MHA Regulations. He or she may wear the ribbon of his or her Grade and use the applicable suffix after their name, where that is customary, from the date of the relevant Sign Manual of the admission or promotion. Accordingly, the Postulant does not become admitted or promoted by virtue of being invested. However, the Investiture is a public affirmation of the admission or promotion of the Postulant, and the presentation of the insignia is a public recognition of his or her appointment.

8 Categories of Investiture

There are three categories of Investiture:

- (a) an Order Investiture;
- (b) a Priory Investiture;
- (c) a Local Investiture.

9 Order Investiture

- (1) An Investiture is an Order Investiture if one or more of the following conditions is satisfied:
 - (a) the Investiture is conducted by The Sovereign Head or the Grand Prior;
 - (b) the Investiture is only of Postulants who are admitted in or promoted to Grade I or Grade II of the Order;
 - (c) the Investiture is for Postulants from more than one Establishment (unless the provisions of Regulation 10(1)(c) apply);
 - (d) the Investiture is of Postulants borne on the Central Order Roll;
 - (e) the Investiture is conducted in the territory of a St. John Association or at the Eye Hospital;
 - (f) the Investiture is conducted by one or more of Her Majesty's Representatives within the territory in respect of which he or she is accredited; or
 - (g) the Investiture is designated by the Grand Prior to be an Order Investiture.

- (2) The Grand Prior may direct that an Order Investiture is to be a Special Order Investiture or an Informal Order Investiture. Special Order Investitures and Informal Order Investitures are of only one or a small number of Postulants, and with only a small number of other persons present. Special Order Investitures are conducted in accordance with an abbreviated form of ceremonial and are occasions on which Robes are worn. They are overseen by the Director of Ceremonies of the Order. Informal Order Investitures are conducted with a short form of ceremonial, and are occasions on which Robes are not worn. Unless in any particular case the Grand Prior otherwise directs, Special Order Investitures and Informal Order Investitures:
- (a) are personally conducted by the Sovereign Head or the Grand Prior; and
 - (b) are of Postulants who are Heads of State, members of the British Royal Family or members of any other Commonwealth or Foreign Royal Family, or Her Majesty's Representatives.
- (3) (a) An Order Investiture may be organised:
- (i) by the Order;
 - (ii) on behalf of the Order by the Establishment of the territory in which the ceremony is held; or
 - (iii) on behalf of the Order under arrangements made by the Investing Officer.
- (b) The Director of Ceremonies of the Order is responsible for the ceremonial aspects and the Secretary-General for the other aspects of an Order Investiture.
- (4) Except in the case of Informal Order Investitures and except in any other particular case where the Grand Prior or the Lord Prior so directs, Order Investitures are occasions at which Robes are worn.
- (5) Without prejudice to any other provisions of these Regulations, questions or matters relating to the ceremonial to be observed at Order Investitures may be determined by the Director of Ceremonies of the Order.

10 Priory Investiture

- (1) An Investiture is a Priory Investiture if all of the following conditions are satisfied:
- (a) the Investiture is not an Order Investiture;
 - (b) the Investiture is conducted within the territory of a Priory; and

- (c) most of the Postulants are or will be borne on the Priory Roll of that Priory (in exceptional circumstances and with the approval of the Secretary General, a Priory Investiture may include a Postulant who is not and will not be borne on the Priory Roll of that Priory).
- (2) Unless in any particular case the Grand Prior, the Lord Prior or the Prior of the relevant Priory so directs, Priory Investitures are occasions at which robes of the Order are worn.
- (3) The Director of Ceremonies of the relevant Priory is responsible for the ceremonial aspects of a Priory Investiture.
- (4) Persons who are borne on any section of the Central Order Roll and who admitted in or promoted to any grade may be invested at either an Order Investiture, if one is to be conveniently held, or at a Priory Investiture in a Priory of their choice. When there is uncertainty whether an Investiture is an Order or Priory Investiture, the Secretary General will determine the type of investiture that most suits the occasion.

11 Local Investiture

- (1) In exceptional circumstances, where by virtue of frailty or other good reason a Postulant is unable to attend a formal ceremony of Investiture that person, at the discretion of the Grand Prior or the Lord Prior, or, if the Postulant is borne on the Roll of a Priory, of the Prior of that Priory, may be invested at a ceremony conducted locally at that person's home, hospital or other suitable place.
- (2) A Local Investiture is a robed occasion and is to be conducted by a person authorised in accordance with Regulations 16, 17 or 18.
- (3) The minimum requirements and form of all Investitures will be determined by the Honours and Awards Committee.

12 Informal presentation of insignia

- (1) In all ordinary circumstances a Postulant should attend an Investiture but a person who is admitted to or promoted in the Order at any grade may upon good cause being shown instead of being invested elect to receive informally the insignia of his or her Grade. Good cause shall be shown:
 - (a) in the case of a person borne or to be borne on a Priory Roll of a Priory, to the Prior of that Priory; and
 - (b) in the case of a person borne on the Central Order Roll, to any Great Officer.
- (2) Where there is to be an informal presentation of insignia, such insignia shall be presented in accordance in all respects with such arrangements as shall be made by the Prior of the Priory or, as the case may be, by the relevant Great Officer.

- (3) Insignia may be informally presented:
- (a) by any person authorised to conduct an Investiture;
 - (b) in the case of a Postulant borne on the Roll of a Priory, by any person authorised by the Prior of that Priory; and
 - (c) in the case of a Postulant borne on the Central Order Roll, by any person authorised by a Great Officer.
- (4) Informal presentations are not Investitures and the presenting officer:
- (a) will not be robed;
 - (b) will not pin the insignia on the Postulant's clothing or, as the case may be, hang insignia around the Postulant's neck. Rather, will present the Insignia in its opened case; and
 - (c) will not invest the Postulant with the robes of the Order.

13 Inductions

In circumstances where a Postulant to be invested has not previously been a Member of the Order, the Secretary-General (in the case of an Order Investiture) and the relevant Prior or Chancellor (in the case of a Priory Investiture) shall ensure that appropriate arrangements are made for the relevant Postulant to receive an induction prior to the Investiture ceremony, at which that Postulant receives appropriate instruction in relation to the Order, its history, structure, Principal Objects, values and its charitable work.

14 Attendance at Investitures

(1) General Principle

Every person admitted to or promoted in the Order is entitled, and, unless prevented by frailty or other good reason, expected to attend an Investiture and to receive the insignia of his or her Grade at that Investiture.

(2) Grade I Postulants

Postulants in Grade I, wherever in the world resident, are particularly strongly encouraged to attend upon the Grand Prior (or the Sovereign Head in special circumstances) for investiture. Where for reasons of frailty or otherwise this is not possible, Postulants in Grade I may be invested by a Great Officer, one of Her Majesty's Representatives, a Prior of a Priory or by another Grade I member of the Order.

(3) Grade II Postulants

- (a) Postulants who are to be admitted in or promoted to Grade II (or directly admitted in Grade I) will usually be invested at a ceremony in their own Priory by the Prior.
- (b) All Grade II Postulants are entitled, to attend an Investiture ceremony held coincident with an Order Installation and conducted by the Grand Prior or, exceptionally, by another Great Officer on his or her behalf.
- (c) All Grade II Postulants resident within the territory of a St John Association outside Europe are entitled to attend an Investiture held coincident with an Order Installation. When this is not practicable they may be invested by a Prior of a Priory in the relevant region or, if that is not practicable, at the direction of the Grand Prior or the Lord Prior, at an Order Investiture in the territory of the relevant St John Association.

(4) Other Grades

Persons admitted in or promoted to other grades may also be invested at an Investiture held coincident with an Order Installations depending on numbers and length of the ceremony.

(5) Concurrent Membership

A Postulant who is resident in the territory of an Establishment, unless he or she is borne on the Central Order Roll and subject to the provisions of Part Six of the MHA Regulations, will be a member both of the Order and of that Establishment. This will be so whether the Postulant is invested at an Order Investiture or at a Priory Investiture.

(6) Non-Attendance

Failure by a person to attend an Investiture does not invalidate the admission to or promotion in the Order of that person.

15 Installations

(1) An Installation is an Order Installation if one or more of the following conditions are satisfied:

- (a) the Installation is conducted by the Sovereign Head or Grand Prior;
- (b) the Installation is of a Great Officer;
- (c) the Installation is designated by the Grand Prior as an Order Installation.

- (2) An Installation is a Priory Installation if the following conditions are satisfied:
- (a) the installation is conducted within the Establishment Territory of a Priory; and
 - (b) the installation is of a Prior or officer of a Priory.
- (3) An Order Installation is conducted by the most senior person in the following precedence list who is present on that occasion:
- (a) the Sovereign Head;
 - (b) the Grand Prior;
 - (c) the other Great Officers;
 - (d) another person authorised by the Sovereign Head or the Grand Prior by a specific mandate granted pursuant to Regulation 18.
- (4) A Priory Installation is conducted by the most senior person in the following precedence list who is present on that occasion:
- (a) the Grand Prior;
 - (b) the other Great Officers;
 - (c) the Prior of a Priory where the Installation is taking place;
 - (d) the Prior of another Priory;
 - (e) another person authorised by the Grand Prior by a specific mandate granted pursuant to Regulation 18.

16 Authority to invest and to bestow the Accolade of the Order: the principles

- (1) In this Regulation 16, “**authority to invest**” refers to the authority to invest persons admitted to or promoted in The Order, and “**authority to bestow the Accolade of the Order**” refers to the authority to administer the three touches of the sword referred to in Regulation 6(5)(a).
- (2) Authority to invest persons admitted to or promoted in the Order is separate from authority to bestow the Accolade of the Order.
- (3) A person on whom authority to invest is conferred pursuant to these Regulations also has authority to bestow the Accolade of the Order.
- (4) Ultimate authority both to invest and to bestow the Accolade of the Order is vested in the Sovereign Head.

- (5) All Investitures are conducted in the name of the Sovereign Head and with His or Her authority.
- (6) Except where the Sovereign Head personally conducts an Investiture, the Sovereign Head delegates authority to invest and to bestow the Accolade of the Order to the Grand Prior.
- (7) Without prejudice to the generality of Regulation 16(4), where an Order Investiture is conducted by the Grand Prior, he or she acts on behalf of the Sovereign Head and with His or Her authority.
- (8) In any other case there is a double delegation of authority:
 - (a) first, from the Sovereign Head to the Grand Prior; and
 - (b) secondly, from the Grand Prior to the Investing Officer.
- (9) In every case where there is a double delegation of authority, the Investing Officer acts on behalf both of the Sovereign Head and of the Grand Prior.
- (10) Authority to invest and, where applicable, authority to bestow the Accolade of the Order, may be conferred:
 - (a) by these Regulations; or
 - (b) by a standing mandate (in accordance with Regulation 17); or
 - (c) by a specific mandate (in accordance with Regulation 18).

17 Standing mandates to invest

- (1) The Grand Prior may grant a standing mandate to the holder of a senior office or appointment within the Order or the Priory to conduct a Priory Investiture in the event of the illness, incapacity or other unavailability of the relevant Prior.
- (2) A standing mandate may be granted subject to conditions.
- (3) A standing mandate is revocable at the pleasure of the Grand Prior and subject thereto is effective until the end of the Triennium in which it is granted. A standing mandate which expires at the end of a Triennium may be renewed.
- (4) Applications for standing mandates are to be made to the Secretary-General and co-ordinated by him or her for submission to the Grand Prior.

18 Specific mandates to invest

- (1) If it is desired that any person not specified in Regulations 17 or 19(1) shall conduct an Investiture or Installation, the Grand Prior may grant a specific mandate to that person.

- (2) A specific mandate is granted for a specific date or specific occasion and is effective only for that date or occasion.
- (3) All applications for specific mandates shall be made to the Secretary-General and submitted by him or her to the Grand Prior.

19 Authority to invest and bestow the accolade of the Order: Investing Officers

- (1) Subject as provided in Regulation 19(3), an Investiture is conducted by the most senior person in the following precedence list who is present on that occasion (and each such person has authority to invest):
 - (a) the Sovereign Head;
 - (b) the Grand Prior;
 - (c) the Lord Prior;
 - (d) in the case of an Investiture within the territory of their Priory or Commandery:
 - (i) the Prior of the Priory or the Knight or Dame Commander of the Commandery;
 - (ii) in the Priory of Canada, a Vice-Prior or the Chancellor of the Priory and in the Priory in Australia and the Priory in New Zealand, a Deputy Prior (if appointed) or the Chancellor of the Priory; and
 - (iii) in the Priory for South Africa, any Sub Prior or the Chancellor of the Priory;
 - (e) the other Great Officers, in the statutory order of precedence of their offices;
 - (f) if they do not fall already within paragraph (d), Her Majesty's Representatives;
 - (g) in the case of an Investiture outside the territory of a Priory or a Commandery, Her Britannic Majesty's High Commissioner or Ambassador accredited to that territory; and
 - (h) other persons authorised by the Sovereign Head or the Grand Prior by a standing mandate granted pursuant to Regulation 17 or a specific mandate granted pursuant to Regulation 18.
- (2) Subject as provided in Regulation 19(3), the Investing Officer will invest all Postulants in all Grades present on the occasion.

- (3) Although in ordinary circumstances an Investiture is to be conducted by the most senior person as determined by Regulation 19(1) who is present on that occasion:
- (a) in the case of an Investiture within the territory of a Priory the Sovereign Head, the Grand Prior or the Lord Prior may invite the Prior of that Priory to invest some or all of the Postulants; and
 - (b) in the case of any Investiture, the person determined by Regulation 19(1) may invite another person listed in Regulation 19(1) or a Head of State (in each case, if present) to invest some or all of the Postulants.

PART THREE – ARMORIAL BEARINGS AND DIPLOMAS

20 Armorial Bearings

- (1) Members of the Order in the following Grades shall be permitted to display their arms:
- (a) Grade I Members of the Order may bear and use supporters (granted by Garter, Lyon (for Scottish armigers) or Canada (for Canadian armigers) to their Arms.
 - (b) Grade I Members of the Order may bear their Arms with those of the Order in chief.
 - (c) Grade II Members of the Order may display the Arms of the Order on the chief of their Arms on the Badge of the Order.
 - (d) Members of any Grade of the Order may suspend from their Armorial Bearings the riband and badge of their Grade.
- (2) No Member shall be permitted to exercise the privileges conferred by Statute 62 until he or she has given proof to the satisfaction of the Genealogist that the provisions of Statute 62 have been complied with.

21 Diplomas

- (1) The Diplomas of Members shall be in the forms approved by the Grand Prior on the recommendation of the Grand Council. They shall be signed in facsimile by the Grand Prior and issued by the Order's International Office or the relevant Priory.
- (2) A diploma of a Member borne on the Central Order Roll may be sealed with the seal of the Order and a diploma of a Member on the Priory Roll of a Priory may be sealed with the seal of that Priory.

- (3) The Secretary-General, for those on the Central Roll, and the relevant Priory Secretary for those borne on a Priory Roll, shall decide whether Diplomas should be provided to Members or purchased by Members.

PART FOUR – ARMS, BADGE, FLAGS AND GREAT BANNER OF THE ORDER

22 Arms

- (1) The Arms of the Order: Gules, a Cross Argent, in the first quarter a representation of the Sovereign's Crest.




Illustration 2 The Arms of the Order

- (2) The Arms of the Order shall be used as specified in Statutes 59 and 62 . They may also be used in any property, flag, parchment, paper, publication, electronic communication, website or other article or medium belonging to, used by, or issued by the St John International Office or headquarters of Establishments, or otherwise as authorised by the Grand Prior on the recommendation of the Executive Committee. Any other use of the Arms of the Order is prohibited.
- (3) The Arms of any new Priory or Commandery are granted by Garter, Clarenceux and Norroy and Ulster Kings of Arms. The design shall be based on the arms of the Order and approved by the Lord Prior, acting on the advice of the Order Genealogist.
- (4) The Arms of a Prior or other Member of the Order may only be granted by a Priory Genealogist if they are the King of Arms or Chief Herald (Chief Herald of Canada for Canadian Members).

23 Badge of the Order

- (1) The Badge of the Order is a white eight-pointed cross embellished in the four principal angles alternately with a lion passant guardant and a unicorn passant. The

lions and unicorns shall be either white or silver, except that they may be gold in the case of Bailiffs or Dames Grand Cross or Knights or Dames of Justice or in the case of flags approved by the Grand Prior on which the Badge is displayed. The eight points of the cross are equidistant from each other and lie on the circumference of a circle. The re-entrant angle in the end of each of the four arms of the cross is bounded by lines drawn, crossing one another, from each point of that arm to the point of the cross distant from it three-eighths of the circumference of the above circle. The diameter of the circle enclosing the lions and unicorns must not be less than one-half, nor more than two-thirds, of the diameter of the circle passing through the eight points of the cross.




Illustration 3 The Badge of the Order

- (2) The Badge of the Order shall be used:
- (a) as the Insignia of the Order and on the Robes of the Order as prescribed in Part Seven;
 - (b) on the Seal of the Order;
 - (c) in connection with Armorial Bearings;
 - (d) on any property, flag, parchment, paper, publication, electronic communication, website or other article or medium belonging to, used or issued by the Secretariat or the headquarters of Establishments, or otherwise as authorised by the Grand Prior on the recommendation of the Executive Committee;
 - (e) either by itself or surmounted by an escutcheon of the Arms of the Order. The escutcheon when thus used should be so drawn as completely to cover the embellishment of the Badge.
- (3) Any other use of the Badge of the Order is prohibited.

24

Great Banner of the Order

- (1) The Great Banner of the Order displays the ancient arms of the Order and bears an augmentation of honour, being embellished with a representation of the Sovereign's Crest in the first quarter, an especial mark of Royal favour granted by His Majesty King George V.
- (2) The Great Banner of the Order shall be 89.5cm in height, 111cm in width with a 5cm fringe of alternate white and red sections 5cm wide bordering the Banner on three sides. The limbs of the cross thereon shall be 23.5cm wide and the representation of the Sovereign's Crest in the first quarter shall be depicted as large as may conveniently be placed in that quarter. The Great Banner of the Order shall be flown from a staff on the top of which shall be a representation of the Sovereign's Crest.



Illustration 4 The Great Banner of the Order flown from staff with finial

- (3) The Great Banner of the Order shall be flown:
 - (a) at all times at the headquarters of the Order (being as at the Commencement Date at St John House, Charterhouse Mews, Clerkenwell, London, EC1M 6BB, United Kingdom);
 - (b) at all times, where practicable, over the headquarters of each Priory and Commandery and at the Eye Hospital;
 - (c) when practicable, over the headquarters of each St John Association;
 - (d) on other places on St John's Day and on 8 September each year (being the anniversary of the relief of Malta in 1565);

- (e) by the Sovereign Head, Grand Prior and the Lord Prior whenever and wherever they think fit, but by no other Member of the Order.
- (4) A flag similar to the Great Banner but without the fringe, or a flag bearing the Priory Arms, may be flown in place of the Great Banner, in which case the staff need not carry the finial representation of the Sovereign's Crest.
- (5) The Great Banner of the Order may be carried or flown when in procession or in session by:
 - (a) the Grand Council;
 - (b) the Executive Committee; and
 - (c) Priory and Commandery Chapters.
- (6) The Great Banner of the Order may be carried in procession in public.




Illustration 5 The Flag of the Order

25 Great Banner and other flags at half-mast

- (1) For the purposes of this Regulation 25, a reference to the Great Banner of the Order or other flag being flown at half-mast is a reference to the Great Banner of the Order or other flag being flown two-thirds of the way up a flagpole (half-way in the territory of the Priory in United States of America or in other territories in accordance with local custom), with at least the height of the flag between the top of the flag and the top of the flagpole.
- (2) The Great Banner of the Order and other flags may not be flown at half-mast on flagpoles which are more than 45 degrees from the vertical. In such cases a black mourning cravat may be used.
- (3) When the Great Banner of the Order or another flag is to be flown at half-mast, it should first be raised all the way to the top of the flagpole, allowed to remain there for a second and then lowered to the half-mast position. When it is being lowered from half-mast, it should again be raised to the top of the flagpole for a second before being fully lowered.

- (4) Subject to any special rules which may apply in any territory as to flag etiquette on the day of the proclamation of a new Sovereign's accession ("**Proclamation Day**"), flags should be flown at half-mast on the announcement of the death and until the funeral of:
- (a) the Sovereign Head (except on Proclamation Day), following instructions from the Royal Household;
 - (b) the announcement of the death and until the funeral of a member of the Royal Family styled 'Royal Highness', subject to special commands from the Sovereign Head in each case;
 - (c) on the announcement of the death and until the funeral of other members of the Royal Family, subject to special commands from the Sovereign Head in each case;
 - (d) the Grand Prior;
 - (e) Bailiffs and Dames Grand Cross; and
 - (f) on such other occasions as the Grand Prior or the Lord Prior may direct.
- (5)
- (a) At the discretion of the Prior of a Priory (or, in a Vice Regal Priory, the person as delegated by the Prior to make such decisions on their behalf), Priory flags may be lowered for national mourning and for the death of very senior officials.
 - (b) At the discretion of a Commander of a Commandery, Commandery flags may be lowered for national mourning and for the death of very senior officials.
 - (c) At the discretion of the chairman of a St John Association, the relevant flag may be lowered for national mourning and for the death of very senior officials.
 - (d) When The Great Banner of the Order is at half-mast, other flags on the same stand of flagpoles should also be at half-mast or not flown at all.
 - (e) When other flags of the Order are at half mast, the Great Banner of the Order should be flown at half-mast.

26

Precedence of flags within the Order is as follows:

- (a) The personal banners of:
 - (i) the Sovereign Head;
 - (ii) the Grand Prior;

- (iii) any other member of the Royal Family who is also a Grade I member of the Order;
- (iv) the Lord Prior;
- (b) Great Banner of the Order;
- (c) Priory flag;
- (d) flag of St John of Jerusalem Eye Hospital;
- (e) Commandery flag;
- (f) flag of St John Association;
- (g) flag of St John Ambulance.

27 Other procedures relating to flags

- (1) When the Great Banner of the Order is being flown with other flags of the Order or an Establishment, each flag should be the same size (or have the same width – the measurement from top to bottom) and should fly from a separate flagpole. The Great Banner of the Order and those banners listed in Regulation 26(a) should be raised first and lowered last unless all the flags can be raised and lowered simultaneously. Flags must be raised and lowered in a dignified manner.
- (2) The Senior Flag should always fly from the senior flagpole, which is either the tallest or the furthest to the right (from the point of view) of the flagpole.
- (3) At the discretion of the Grand Prior or Lord Prior, the Great Banner of the Order can be used as a pall for a coffin. It should be placed so that the top left corner of the flag is over the deceased's left shoulder. The Great Banner of the Order should be removed before interment or cremation, and folded. At the discretion of a Prior of a Priory (or, in a Vice Regal Priory, the person as delegated by the Prior to make such decisions on their behalf), or the commander of a Commandery the Priory or Commandery flag may be used as a pall on a coffin in the same manner.

28 Banners of the Sovereign Head, Grand Prior and of the Lord Prior

The banners of the Sovereign Head, Grand Prior and of the Lord Prior display their Arms with the Arms of the Order in chief. The banner of the Sovereign Head, the Grand Prior or the Lord Prior, in addition to the Great Banner of the Order, may be flown at any St John premises on those days on which it is the intention of the Sovereign Head, the Grand Prior or the Lord Prior to visit those premises. The banner of the Grand Prior or the Lord Prior shall be flown at half-mast on days of national mourning and on other occasions as directed. The banner of the Sovereign Head is never flown at half-mast.



Illustration 6 The Grand Prior's Banner displaying the Arms of the Order in chief.

29 Personal Banners

- (1) The provisions of this Regulation 29 shall apply in relation to an Order or Priory ceremony, or a ceremony at the Eye Hospital, at which Robes are worn. Banners are not carried when Robes are not worn.
- (2) A Bailiff or Dame Grand Cross being armigerous shall be entitled to have carried immediately after him or her a personal banner depicting his or her Arms with those of the Order in chief.
- (3) A Prior of a Priory and the Chair of the Eye Hospital who is not a Bailiff or Dame Grand Cross, but who is armigerous, shall be entitled to have carried immediately after him or her a personal banner depicting his or her arms simpliciter.
- (4) The provisions of Regulation 29(3) also apply to the Chancellor of a Vice-Regal Priory or, with the agreement of the Lord Prior, any other Priory where the relevant Prior is not actively involved in the day-to-day management and governance of the Priory.

PART FIVE – INSIGNIA AND BADGES

30 Interpretation

- (1) In this Part Five:

“**Member of St John**” means a Member of the Order, a member of St John Ambulance and any employee of the Order, an Establishment, St John of Jerusalem Eye Hospital or any subsidiary or division of any of them;

“**Order Insignia**” means the Insignia of the Order, the Service Medal, the Service Medal in Gold, the Sovereign’s Medal of Merit and the Life Saving Medal;

“**Prescribed Insignia**” means, in relation to a Member of St John (and subject as provided in Regulations 41(6) and 41(7)), Relevant Insignia expressly prescribed for wear by any rules, regulations, instructions or guidance issued by a government

or other official body having jurisdiction to prescribe such matters of the state of which the relevant Member of St John is a citizen; and

“**Relevant Insignia**” means the insignia of orders, decorations and medals, and includes the ribbons and emblems thereof without the orders, decorations or medals being suspended therefrom; and where the context so admits shall include miniatures of such orders, decorations and medals.

- (2) This Part Five applies to all Members of St John, whether or not they are also Members of the Order.

31 The Insignia of the Order

- (1) The insignia of the Order are:

- (a) the Badge; and
- (b) the Star,

(the “**Insignia**” or the “**Insignia of the Order**”)

- (2) The Badge, which is suspended, is a white eight-pointed cross embellished in the four principal quadrants alternately with a lion passant guardant and a unicorn passant. In the Badge proper the embellishments are in silver. In the instances noted below the embellishments are in gold. Regulation 34 sets out details of the size, material, setting and embellishments of the Badge for each Grade.



Illustration 7 the design of the Badge for all Grades

- (3) The Star, which is pinned, is either:

- (a) a white equidistant eight pointed star without embellishments; or

- (b) a white equidistant eight pointed star embellished in the four principal quadrants alternatively with a lion passant guardant and a unicorn passant.



Illustration 8 The Breast Star without embellishments worn by Bailiffs and Dames Grand Cross (92mm).



Illustration 9 the design of the Breast Star worn by Sub-Prelates (pre-2003 clerical Grade) and by Knights and Dames of Grace (silver) (76mm) and by Knights and Dames of Justice (gold).

32 Authorisation

- (1) The Badge may be worn by Members of all Grades of the Order. The Star may be worn by Bailiffs and Dames Grand Cross and Knights and Dames (whether of Justice or of Grace).
- (2) The Insignia may only be worn by those so entitled and if and for so long as their names are on the Central Roll of the Order or on the Roll of a Priory.

33 **Timing of wearing of Insignia**

- (1) A person is admitted to or promoted in the Order by sanction of the Sovereign Head (or, in the case of the Priory of Canada and the Priory in Australia, the Governor-General on behalf of the Sovereign Head) and may wear the insignia of his or her Grade from the sign manual date of the admission or promotion. Accordingly, the Postulant does not become admitted or promoted or become entitled to wear insignia by virtue of being invested, but the Investiture is affirmation of the admission or promotion of the Postulant and public recognition of his or her appointment.
- (2) In a similar fashion to Regulation 33(1), from the effective date of an award of Insignia, the recipient may wear the undress ribbon of the award with uniform (and may wear the miniature with evening dress). Any title and post-nominal letters associated with the relevant Insignia may be used with effect from the date of the award.

34 **Specifications of the Badge**

Grade	Badge Diameter	Badge Material	Badge Setting and Embellishments
	mm		
Bailiff or Dame Grand Cross:			
a. when Badge is suspended from broad riband or sash	83	enamel	gold
b. when Badge is otherwise suspended	57	enamel	gold
Knight or Dame of Justice	57	enamel	gold
Knight or Dame of Grace	57	enamel	silver
Commander	57	enamel	silver
Officer	45	enamel	silver
Member	45	silver	silver



Illustration 10 Badge Member (male) and Commander (female)

35 **Badge suspended**

- (1) A Bailiff or Dame Grand Cross may wear the Badge of the Order suspended from black sash worn over the right shoulder and joined at the left hip with a width:
 - (a) in the case of a Bailiff Grand Cross, of 102mm; and
 - (b) in the case of a Dame Grand Cross, of 57mm.
- (2) In any other case, the Badge shall be suspended by a ribbon, either:
 - (a) a miniature black neck ribbon 16mm width from which is suspended the Badge 20mm immediately below the knot of the tie;
 - (b) a straight black ribbon 38mm width;
 - (c) a black ribbon bow width 38mm tied in a bow and having two tails each of the same width and length.
- (3) At Investitures and at Order or Priory ceremonial occasions the Badge of a Knight or Commander (male) may in accordance with regulations or custom be worn at the centre of the breast suspended from a full black neck ribbon 38mm width when wearing a Sopra Vest (see Regulation 57(b)). If wearing uniform or a suit under the Mantle, the Badge is worn in the correct style according to the form of dress.
- (4) There is no distinction in the Badges or Stars worn by male or female Members and the rules remain the same for both male and female Members (By custom but

subject to Order or Priory Regulations a female will receive the Badge on a Bow unless the Member elects to receive the Badge on a straight black ribbon).

36 Ribbon worn without Badge (undress ribbon)

- (1) The ribbon of the Order when worn without Insignia (undress ribbon) shall be black of a width of 38mm and depth of 11mm. When worn without Insignia the ribbon shall bear in the centre a silver Maltese cross of 8mm square, worn centrally on the ribbon.
- (2) Undress ribbons are worn on uniform, and by members of the Order when wearing a Sopra-vest.

37 Wearing the Badge

- (1) Order or Priory ceremonies

The Badge shall be worn on Order or Priory ceremonial occasions in accordance with Order or Priory Regulations and (subject thereto) in accordance with custom. Only one neck/bow decoration should be worn with day and evening dress unless local regulations allow.

Table i Grade 1

Grade I	Dress	Method of Wearing
Bailiff Grand Cross	Full evening dress (white tie or dress suit) or ceremonial uniform	83mm Badge suspended from sash at left hip (102mm)
	other forms of attire including black tie evening dress, morning coat and lounge suit	57mm Badge suspended from miniature neck ribbon
Dames Grand Cross	when full evening dress (white tie or dress suit), or ceremonial uniform worn	83mm Badge suspended from sash at left hip (57mm)
Dames Grand Cross	when other forms of attire worn including female equivalent of black tie evening dress, morning coat and lounge suit	57mm Badge worn in the same manner as that of a Dame in table ii below



Illustration 11 Bailiff/Dame Grand Cross 57mm Neck Badge

Table ii Grade II

Grade II	Dress	Method of Wearing
Knight of Justice/Grace	any form of attire	suspended from miniature neck ribbon
Dame of Justice/Grace	in uniform	suspended from miniature neck ribbon
	other forms of attire	Either as above (if permitted by national rules) or suspended from the Bow on the left breast below (or above according to national rules) any other medals held



Illustrations 12 and 13 Badge of Knight/Dame of Justice, and Grace

Table iii Grade III

Grade III	Dress	Method of Wearing
Commander (male)	any form of attire	suspended from miniature neck ribbon
Commander (female)	in uniform	suspended from miniature neck ribbon
	other forms of attire	Either as above (if permitted by national rules) or suspended from the Bow on the left breast below (or above according to national rules) any other medals held



Illustrations 14 and 15 Commander's badge on neck ribbon and bow

Table iv Grade IV

Grade IV	Dress	Method of Wearing
Officer (male)	any form of attire	on straight ribbon worn on left breast according to Order of Wear
Officer (female)	in uniform	on straight ribbon worn on left breast according to Order of Wear
	other forms of attire	on straight ribbon if worn with other medals, or bow if worn alone, on left breast



Illustrations 16 and 17 Officer's badge on straight ribbon and bow

Table v Grade V

Grade V	Dress	Method of Wearing
Member (male)	any form of attire	on straight ribbon worn on left breast according to Order of Wear
Member (female)	in uniform	on straight ribbon worn on left breast according to Order of Wear
	other forms of attire	on straight ribbon if worn with other medals, or bow if worn alone, on left breast



Illustration 18 Member's badge on straight ribbon

38**Wearing the Star**

(1) The following table summarises the size, setting and embellishments of the Star:

Grade	Star Size	Star Setting	Star Embellishments
	mm		
Grand Prior, Great Officers and Bailiff or Dame Grand Cross	92	Gold	Unembellished
Knight or Dame of Justice	76	Gold	Gold
Knight or Dame of Grace	76	Silver	Silver



Illustration 19 Bailiff/Dame Grand Cross Breast Star



Illustration 20 Knight/Dame of Grace Breast Star

- (2) A Member appointed as a Knight/Dame of Justice prior to date on which these Regulations come into force may continue to wear the previously authorised unembellished type of breast star if he or she so wishes; changing to the updated embellished type is a personal choice.
- (3) On appropriate occasions Stars (always full size) may be worn with uniform, morning dress and evening dress, but not normally with a lounge suit (unless in accordance with local Priory Regulations).
- (4) On suitable occasions, maximum of four Stars (always full size) may be worn as follows:
 - (a) A single Star is positioned on the left breast pocket or corresponding position when there is no pocket.
 - (b) When wearing two Stars, the senior one is placed above the other with the latter one positioned slightly down.
 - (c) Three Stars are worn in triangular formation with the senior one above, the second lower and towards the centre of the body, and the third in line with the second towards the left side.
 - (d) When wearing Four Stars, the junior is placed lower than the other three (which are positioned in accordance with Regulation 38(4)(c)). The lowest Star is positioned approximately 15cm above the waist.

39 Miniatures

- (1) A miniature of the relevant Badge may be worn by a Member with effect from the date of the relevant Sign Manual.

- (2) A miniature is worn by Members on the left breast (left-hand lapel of a jacket) on all occasions when miniatures are worn, and on such other occasions as the Grand Council may direct.
- (3) Miniature Badges are reduced reproductions of the full size Badge made to the same size for all Grades, namely 25mm maximum diameter.
- (4) Miniature Badges are worn on the left breast (left-hand lapel of a jacket) suspended from a ribbon of a width of 16mm.
- (5) Female members of the Order may suspend their miniature Badge on a bow when not worn with other medals.
- (6) Miniatures can be worn with (for those entitled) or without neck decorations.

40 Lapel Badges

(1) Members of the Order, the lapel badge can be worn in the buttonhole of the left-hand lapel of a jacket or coat. For female members of the Order a brooch can be worn on the left-hand side of a dress, jacket or coat.

(2) There are only two lapel badges authorised when not wearing Insignia (full-size, or miniature):

(a) Bailiffs/Dames Grand Cross and Knights/Dames of Justice are entitled to wear a lapel badge enamelled, with gold beasts (illustrations 21 and 22).



Illustrations 21 and 22 Bailiffs and Dames Grand Cross lapel Badges

(b) Knights/Dames of Grace, Grades III, IV, and V are entitled to wear a lapel badge enamelled, with silver beasts (illustrations 23 and 24).



Illustrations 23 and 24 Knights/Dames of Grace, Grade III, IV, and V

- (c) Members of the Order may wear the lapel badge to which they are entitled on such occasions as are customary. Lapel badges are not worn when Insignia or miniature Badges are worn.
- (d) Rosettes and buttons purchased before lapel badges were introduced may continue to be worn.

41 Wearing of Insignia

- (1) The Insignia of the Order may be worn by those so entitled in the manner and form prescribed by these Regulations on all customary occasions, whether connected with the ceremonies of the Order or otherwise.
- (2) Subject to the provisions of this Part Five, the manner in which and the occasions on which the Insignia of the Order may be worn, whether on the Robes of the Order or on the uniform of an Establishment, shall be:
 - (a) in a territory outside the United Kingdom, in accordance with any regulations or instructions issued by a governmental or other official body having jurisdiction to prescribe such matters in the territory or by such body as the Executive Committee may specify; and
 - (b) subject thereto, in accordance with the terms of the instructions or guidance issued by the Central Chancery of the Orders of Knighthood or, in the case of wearing Insignia on the uniform of an Establishment, in accordance with the terms of any applicable Foundation Regulations and failing which in accordance with the Army Dress Regulations (All Ranks).
- (3)
 - (a) This Regulation 41 is for the purposes of preserving the dignity and standing of the Order and of its Insignia.
 - (b) This Regulation 41 applies to:
 - (i) the wearing of Relevant Insignia on Robes and on St John Uniform;
 - (ii) the wearing of Relevant Insignia on other forms of dress on Order or Establishment occasions; and
 - (iii) the wearing of Order Insignia together with Relevant Insignia on any occasion.
- (4) Only Order Insignia and Prescribed Insignia may be worn on Robes and on St John Uniform.
- (5) Only Prescribed Insignia and (if applicable) Authorised Insignia may be worn together with Order Insignia on any other form of dress on any occasion.

- (6) In relation to a Member of St John who is a citizen of a state which prescribes the Insignia to be worn by some or all of its citizens, the Prescribed Insignia are:
- (a) the Relevant Insignia which are so prescribed for wear by all its citizens generally; or if none
 - (b) the Relevant Insignia which are so prescribed for wear on Official Uniforms.
- (7) In relation to a Member of St John who is a citizen of a state which does not prescribe the Relevant Insignia to be worn by any of its citizens, the Prescribed Insignia are such Relevant Insignia as are prescribed for wear by the Central Chancery of the Orders of Knighthood and subject thereto by the Army Dress Regulations (All Ranks).
- (8) In this Regulation 41, the concept of “Authorised Insignia” applies only in relation to a Member of St John who is a citizen of a state which does not prescribe the insignia to be worn by all of its citizens.
- (9)
- (a) This Regulation 41(9) applies in relation to a Member of St John who is also a member of the Order of Malta or of the Order *Pro Merito Melitensi*.
 - (b) A Member of St John who is also a member of the Order of Malta or of the Order *Pro Merito Melitensi* may wear the Relevant Insignia of those orders on Robes, on St John Uniform and together with the Insignia of the Order on other dress on such occasions (if any) but only if the relevant authority of that state in which the Member is a citizen has given permission.
- (10) The Grand Prior may from time to time issue instructions amending the provisions of this Regulation 41 in relation to the wearing of Insignia.

42 Esquires

- (1) Grade VI of the Order (Esquire) no longer exist. A person who was appointed a Member in Grade VI prior to the Appointed Day shall, in accordance with Statute 44(4), be entitled to style himself or herself “Esquire”. Such persons are entitled to wear a lapel badge enamelled, with silver beasts (illustrations 23 and 24). An Esquire of the Order may wear a Mantle in accordance with Regulation 55(8)
- (2) Priory Esquires may only wear a lapel badge bearing the Arms of the appointing Priory, and only if that Priory so decides.
- (3) Commandery Esquires may only wear a lapel badge bearing the Arms of the appointing Dependent Commandery, and only if the Priory on which it depends so decides.

43

Rosettes

- (1) Rosettes may be worn by clerical Members of the Order at meetings of the Grand Council, the Executive Committee and other committees and sub-committees of the Order and at other occasions when it is desirable that the relevant Member be identified as a clerical Members of the Order.
- (2) Rosettes are not worn when Insignia or miniature Badges are worn or with lapel badges.



Illustrations 25 and 26 Rosettes

44

Life Saving Medals

- (1) The Order makes four levels of award for bravery in life saving, namely in ascending order:
 - (a) the Certificate of Honour;
 - (b) the Life Saving Medal in Bronze;
 - (c) the Life Saving Medal in Silver;
 - (d) the Life Saving Medal in Gold.
- (2) The three medals specified in Regulation 44(1) (b), (c) and (d) are worn in accordance with the rules or regulations officially issued in the recipient's jurisdiction or state (if any) or otherwise worn in accordance with the rules issued by the Central Chancery of the Orders of Knighthood and subject thereto by the Military Dress Regulations (All Ranks).
- (3) Life saving medals do not appear in the UK 'order of wear' to wear on the left breast. However, together with other awards for life saving by certain societies, the Sovereign has granted permission that they be worn on the right breast in uniform.

This rule also applies when wearing civilian clothes. Not more than one unofficial medal from any such societies may be worn for any one act. In other countries, national rules will apply.

45 Transitional Provision

A Member invested on or before 30 September 2001 shall, in relation to any Insignia awarded to him or her before that date, be entitled at his or her election either to continue to wear the Insignia prescribed by The St John (Order) Regulations 1999 as they were in force on that date or (if different) the Insignia prescribed by this Part Five. In the former case, the Insignia shall be suspended from the ribbon in use prior to that date.

46 Badges of the Sovereign Head, the Grand Prior, the Lord Prior and other Great Officers

- (1) The Badge of the Sovereign Head is that of a Bailiff Grand Cross surmounted by a representation of the Imperial Crown in brilliants.
- (2) The Grand Prior has his or her Badge as Bailiff Grand Cross surmounted by a representation of the Imperial Crown in gold.



Illustration 27 Grand Prior's Badge

- (3) The Lord Prior has his or her Badge as Bailiff Grand Cross surmounted by a representation of the coronet of HRH Albert Edward, Prince of Wales, the first Grand Prior of the Order under the Royal Charter of Queen Victoria, in gold.



Illustration 28 The Lord Prior's Badge

- (4) The Prelate has his or her Badge as Bailiff Grand Cross surmounted by a representation of a Mitre in gold.



Illustration 29 The Prelate's Badge

- (5) The Badge of the Chancellor is that of a Bailiff/Dame Grand Cross 92mm in diameter surmounted by a representation of a purse in gold.



Illustration 30 Badge of the Chancellor

47 Badges of Office

- (1) A Badge of Office denotes that the badgeholder holds an office within an Establishment. It is different from the Badge of the Order, which denotes that the badgeholder is a Member of the Order and that he or she is placed in a particular Grade or in a particular rank within a Grade in the Order. In contrast to the Badge of the Order, Badges of Office are not Insignia of the Order.
- (2) An Establishment that wishes to institute Badges of Office must give the Secretary-General not less than four months' notice of its intention to do so.
- (3) The size and designs of Badges of Office must be submitted to the Honours and Awards Committee for approval before adoption after taking advice from:
- (a) in the case of a Priory which has a Genealogist who is an Officer of Arms in Ordinary to The Queen, by the Genealogist of that Priory acting in consultation with the Genealogist of the Order; and
 - (b) in any other case, by the Genealogist of the Order.
- (4) Regulation 47(3) is without prejudice to any Badge of Office which is in existence on the Commencement Date.
- (5) The size and design of Badges of Office and the occasions on which they are worn must be appropriate to:
- (a) the standing of the Order as an order of chivalry of the British Crown; and
 - (b) the relevant Establishment as an Establishment of the Order.

- (6) If an Establishment institutes Badges of Office:
- (a) such Badges of Office must be confined to the most senior office holder or office holders in the Establishment, or to the offices held by a very small number of its most senior officers;
 - (b) such Badges of Office must comply with Regulation 47(3); and
 - (c) the badgeholder must comply with Regulation 48(1).
- (7) Subject as provided in Regulation 47(8), the officers for whom a Badge of Office may be instituted are:
- (a) Prior of a Priory;
 - (b) the Knight or Dame Commander of a Commandery;
 - (c) the Chairman of a St John Association;
 - (d) the senior Ecclesiastical Officer of an Establishment;
 - (e) the Chancellor or most senior Principal Officer of an Establishment; and
 - (f) in the case of a Priory whose territory includes more than one state or province, the most senior officer of the Priory in that state or province.
- (8) The Lord Prior may from time to time approve additional officers for whom a Badge of Office may be instituted.

48 Occasions of wear of Badges of Office

- (1) (a) Subject to the following provisions of this Regulation 48(1), Badges of Office may be worn:
- (i) on Establishment occasions;
 - (ii) on occasions jointly of (A) an Establishment and (B) one or more of the other Johannine Orders; or
 - (iii) on other occasions where (A) the office holder is representing the Order or an Establishment and (B) holders of offices in other organisations, if in possession of them, could be expected to wear badges or chains of office.
- (b) A Badge of Office must not be worn:
- (i) on official uniform;

- (ii) except on an occasion within referred to in Regulation 48(1)(a), on St John Ambulance uniform; or
 - (iii) except on an occasion within referred to in Regulation 48(1)(a), on civilian dress when decorations are directed to be worn.
- (c) A Badge of Office must not be worn:
 - (i) together with the Insignia of the Order; or
 - (ii) together with a badge or chain of office of another organisation.
- (2) (a) A ribbon of a Badge of Office must not be worn without that badge being suspended from it.
- (b) A miniature of a Badge of Office must not be worn.
- (3) An Establishment which institutes Badges of Office may determine:
 - (a) whether on demitting office the office-holder may retain the Badge of Office or whether it will remain the property of the relevant Establishment; and
 - (b) whether duplicate Badges of Office may be manufactured and retained by the office-holder.

PART SIX - OWNERSHIP AND PROTECTION OF INSIGNIA

49 Interpretation

In this Part Six:

“**Authorised Supplier**” means a person, firm or corporation which is for the time being authorised by the Order to manufacture and sell items of Protected Marks;

“**Personal Insignia**” means, in relation to a Member of the Order, the item or items of Protected Marks with which that Member is invested or which is informally presented to that Member.

50 Ownership of intellectual property rights

The Order asserts:

- (a) its ownership of the Badge and the other Protected Marks; and
- (b) its right to control the manufacture and use of materials constituting or incorporating the Badge and other Protected Marks.

51 Authorised Suppliers

- (1) The Secretary-General is responsible for the list of Authorised Suppliers.
- (2) Protected Marks may be purchased by an Establishment only from an Authorised Supplier.

52 Ownership of Protected Marks

- (1) If no such condition is imposed at the time of Investiture or presentation, the ownership of an item or items comprising a Protected Mark (if not already owned by the Member) passes to the Member at that time, and that Member or, following his or her death, that Member's personal representatives may dispose of the item by way of sale, return to the issuing authority or otherwise.
- (2) A Member who has been invested or informally presented with an item of Protected Marks may elect to return that item on promotion within the Order.
- (3) An Establishment which institutes Badges of Office may:
 - (a) require the badgeholder to return that Badge of Office to the Establishment upon the badgeholder ceasing to hold office; or
 - (b) allow the badgeholder to retain the Badge of Office in those circumstances.

53 Unauthorised manufacture or sale

If an Establishment becomes aware of the manufacture, distribution or sale of items comprising Protected Marks by a person other than an Authorised Supplier, then as soon as practicable after becoming so aware the Establishment must inform the Secretary-General. The Order will then consider with the relevant Establishment the appropriate action to protect the Order's rights in relation to its Protected Marks within the territory of that Establishment.

PART SEVEN - ROBES

54 Robes of the Order

- (1) The Robes of the Order are the Mantle and the Sopra-vest.
- (2) Robes shall be worn:
 - (a) as directed by the Grand Council or the Executive Committee;
 - (b) at formal meetings of Priory or Commandery Chapters;
 - (c) at church services of the Order or a Priory or Commandery as appropriate;

- (d) except in the case of an informal presentation of insignia of the kind contemplated in Regulation 13 (and subject to any direction by the Grand Prior or the Lord Prior), Robes of the Order shall be worn at Order Investitures; and
 - (e) on such other occasions as may be prescribed by Regulations, the Grand Council, the Executive Committee, the Secretary-General or by a Priory or Commandery secretary.
- (3) Robes shall not be worn on social occasions or at any event which may diminish the dignity of the Order.
 - (4) Approved patterns of the Mantle, Sopra-vest and a velvet cap are kept in the Chancery of the Priory of England and the Islands (on behalf of the Order).
 - (5) The wearing of the Robes is a privilege reserved for:
 - (a) Members of Grades I and II of the Order;
 - (b) Principal Officers;
 - (c) Honorary Officers;
 - (d) Priory and Commandery officers
 - (e) members of Priory or Commandery Chapters;
 - (f) members of Order, Priory or Commandery ceremonial staff; and
 - (g) any other person approved by a Priory or Commandery secretary.

55 Mantle

- (1) The Mantle of the Order is a long, loose, sleeveless outer garment. The Mantle is in the form of a cloak with organ pleating at the neck, fastened in front at the neck by a cord, cordon and laces.
- (2) The Mantle of the Order shall be black according to ancient use, with the badge of the Order on the left breast.
- (3) The Mantle of the Sovereign Head has a train and is of velvet lined with white silk. The Badge, 305mm in diameter, is of white silk, embellished in gold, and is surmounted by the Imperial Crown.
- (4) The Mantle of the Grand Prior is similar to that of the Sovereign Head, but the Badge is not surmounted by the Imperial Crown.
- (5) The Mantles of Grades I and II are of black merino faced with black silk. The Badge, 305mm in diameter, is of white linen, and is embellished for Bailiffs and

Dames Grand Cross and Knights and Dames of Justice in gold coloured silk and for Knights and Dames of Grace in white silk.

- (6) The Mantles of those Commanders, Officers and Members are of black merino faced with black silk. The Badge, its diameter for Commanders 229mm and for Officers and other eligible Members 152mm, is of white linen, embellished in white silk.
- (7) Should they not be a Member of the Order, the Mantle of the Secretary-General of the Order, and of the Priory Secretaries and Commandery Secretaries is similar to that of an Officer who is a member of a Priory or Commandery Chapter, but this Badge, 152mm in diameter embellished in white silk, is placed on two goosequill pens embroidered saltire-wise in white silk.
- (8) A person who was appointed a Member in Grade VI prior to the Appointed Day may wear the Mantle of an Officer when undertaking ceremonial duties.
- (9) A Dame Grand Cross shall wear under her Mantle over the right shoulder the sash with the Badge of the Order.



Illustrations 31 and 32 The Mantle of a Knight/Dame of Grace, and an Officer

56 Secretary-General, Priory and Commandery Secretaries

If the Secretary General or a Priory/Commandery Secretary is a member of the Order then he or she wears a Mantle with the Badge according to their Grade. However, in accordance with local rules and regardless of Order Membership or Grade: (a) a Priory or Commandery Secretary may wear a Mantle with a badge, 152mm in diameter, upon which is placed on two goose quill pens embroidered saltire-wise in white silk. (b) The Secretary-General of the Order may wear a

Mantle with a badge consisting of the Arms of the Order, 152mm in diameter, upon which is placed on two goose quill pens embroidered saltire-wise in white silk.



Illustration 33, The Mantle of the Secretary-General

57 **Sopra-vest**

The Sopra-vest of the Order is a long coat of thin black cloth buttoning close round the neck and down one side and falling to the ankles. It is so cut as entirely to cover the tie, shirt, waistcoat and trousers. The Sopra-vest is adorned:

- (a) on the centre of the breast of the Sopra-vest worn by a Grade 1 is sewn a plain eight pointed Cross of white cloth 305mm in diameter;
- (b) over the centre of the breast of the plain black Sopra-vest worn by a Grade II or Grade III, the Badge is suspended from its ribband so that the Badge hangs about 152.5mm below the collar of the Sopra-vest; and
- (c) medal ribbons are worn on the Sopra-vest centrally.

58 **Head-dress**

On all occasions when Mantles and Sopra-vests are worn black velvet hats of Tudor shape may also be worn.

59 **Ministers of Religion: dress when officiating**

- (1) The Prelate, or in his absence the Sub-Prelate acting for him, at services in the Priory Church may wear the Cope of the Order.



Illustration 34 Cope of the Order

- (2) Clerical Members of the Order, when conducting Divine Service in connection with the Order, its Establishments or its Foundations, or when attending the Grand Council or a Chapter, may wear if belonging to the Church of England a cassock and surplice, or if belonging to other Christian Churches the dress usually worn at Divine Service in that Church. They shall wear thereon the Insignia of their Grade. They may wear over their surplice a tippet of black stuff with red lining and edging and with red buttons; the tippet shall have the Badge of the Order, 76mm in diameter, on the left breast. Over the tippet the Chaplain's badge is worn suspended round the neck. The head-dress is a square black velvet cap with red edging and buttons, the pattern of which is kept in the Chancery of the Priory of England and the Islands (on behalf of the Order).

60 **The Cope of Reconciliation**

The Cope of Reconciliation was presented to the Order in 1982, around the time of the visit to the United Kingdom of His Holiness Pope John Paul II. It was blessed by the Pope and the then Archbishop of Canterbury, the Most Reverend and the Right Honourable Dr Robert Runcie. The Order is the custodian of the garment. It is embroidered with two St John Crosses, the Arms of the Dioceses of Canterbury and of York and the Arms of former Popes. It is worn only on special occasions designated by the Prelate (acting on behalf of the Lord Prior).



Illustration 35 Cope of Reconciliation

PART EIGHT – PRIORY AND COMMANDERY ESQUIRES

61 Power to appoint Priory Esquires and Commandery Esquires

- (1) A Priory may appoint Priory Esquires pursuant to this Part Eight.
- (2) A Dependent Commandery may appoint Commandery Esquires pursuant to this Part Eight if the Priory on which the Commandery is dependent appoints Priory Esquires.

62 Nature of office and duties of Priory Esquires and Commandery Esquires

- (1) Priory Esquires and Commandery Esquires are appointed on behalf of the Order by an Appointing Priory or Appointing Commandery, as the case may be.
- (2) A Priory Esquire is appointed to discharge such duties as the Appointing Priory shall determine and a Commandery Esquire is appointed to discharge such duties as the Appointing Commandery shall determine.

63 Priory Esquires: duration of Appointment

- (1) Subject as provided in Regulation 63(3), a Priory Esquire holds his or her appointment for such period as the Appointing Priory shall determine or, if the Appointing Priory so determines, indefinitely.
- (2) A person who was in office as a Priory Esquire or Commandery Esquire immediately prior to the Commencement Date shall, subject as provided in

Regulation 63(3), continue to hold office thereafter notwithstanding the revocation of Grand Council Instruction No 13.

- (3) A Priory Esquire shall cease to hold his or her appointment on the first to occur of:
- (a) the termination of his or her appointment by the relevant Appointing Priory;
 - (b) his or her admission to the Order in any Grade; or
 - (c) his or her resignation.

64 Commandery Esquires: duration of appointment

- (1) Subject as provided in Regulation 64(2), a Commandery Esquire holds his or her appointment for such period as the Appointing Commandery shall determine or, if the Appointing Commandery so determines, indefinitely.
- (2) A Commandery Esquire shall cease to hold his or her appointment on the first to occur of:
- (a) the termination of his or her appointment by the Appointing Commandery;
 - (b) his or her admission to the Order in any Grade; or
 - (c) his or her resignation.

65 Robes

- (1) Robes of the Order shall not be worn by Priory Esquires or Commandery Esquires.
- (2) Priory Esquires and Commandery Esquires when undertaking Ceremonial duties may wear a plain black Sopra-vest and mantle, with, on the Sopra-vest, any authorised medal ribbons to which the holder is entitled, save that, if the Appointing Priory or the Appointing Commandery so determines, there may be worn on the left arm of the mantle a badge depicting the Arms of the Priory or the Arms of the Commandery, as the case may be, such badge being no larger than the badge of an Officer of the Order.
- (3) Regulation 65(2) shall also apply to other persons, not being Members of the Order, when undertaking ceremonial duties for the Order or any of its Establishments.

66 Formal presentation of Priory Esquires and Commandery Esquires

An Appointing Priory or an Appointing Commandery may if it so wishes arrange for newly-appointed Priory Esquires or, as the case may be, newly-appointed Commandery Esquires to be presented formally to the Prior of the Priory or to the Knight or Dame Commander of the Commandery, as the case may be, but the appointment of a Priory Esquire or of a Commandery Esquire shall not be dependent on any such presentation.

67 Priory and Commandery ceremonial staff

Ceremonial staff of a Priory or of a Commandery is appointed by that Priory or Commandery and, unless otherwise stated, appointment as a Priory Esquire or a Commandery Esquire does not thereby constitute the person so appointed to be a member of the relevant Priory or Commandery ceremonial staff.

PART NINE – INTERPRETATION AND SAVING

68 Interpretation

If any question arises as to the interpretation of any Regulation, the matter shall be referred to the Grand Prior, whose decision shall be final.

69 Revocation of certain Grand Council Instructions

Grand Council Instructions 3 (Badges of Establishment Offices), 5 (Ownership and Protection of Insignia), 12 (Bouttonnières), 13 (Priory and Commandery Esquires) and 18 (Wearing of Insignia) are revoked with effect from the Commencement Date.

70 Saving

In case of any inconsistency between any Regulation and any provision of the Royal Charters or Statutes, the Charter or Statute, as the case may be, shall prevail.

Made on the recommendation of the Grand Council under my hand this

1st day of January 2022

A handwritten signature in black ink, appearing to read "Richard". The signature is written in a cursive style with a large initial 'R'.

Grand Prior